



Horizons-on-the-Hudson Magnet School Library

Research Guide 101

Types of Information Sources






Primary vs. Secondary Sources of Information

Information Source Types	Definition	Examples
<p>Primary Sources</p> 	<p>First-hand information/“Straight from the horse’s mouth”. This is information (document, object or even person) that was created or who was present <u>during the time the event happened.</u></p>	<p>Letters, diaries, maps, wills, pictures, drawings, auto-biographies, transcripts and/or recordings of speeches, such as the transcript of <i>The Gettysburg Address</i> by Abraham Lincoln or the recording of the “<i>I Have A Dream</i>” speech by Martin Luther King, Jr.</p>
<p>Secondary Sources</p> 	<p>Second-hand information. This is information (document, object) <u>created after the event.</u> This also includes a person reporting on what they heard from someone present at the event.</p>	<p>Encyclopedias, textbooks, book reports.</p>

Now, try using both primary and secondary sources when you research.

Information Source Formats (Types)

Important: It is always recommended that you **use many different formats** to conduct any type of inquiry.

Source Formats	Description and Examples
1. Print: 	Materials that are printed. They have been edited and published which makes this resource generally reliable. <i>Eg. Books, periodicals (magazines such as Faces), newspapers, and reference materials such as encyclopedias (general and specific), dictionaries, atlases, maps, charts, etc.</i>
2. Non-print 	Materials that do not have printed text. <i>Eg. Video and music recordings (CD, MP3, DVD, Blu-ray, MP3), movies, TV broadcasts, photos, clipart, posters, drawings, diagrams, graphs, etc.)</i>
3. Electronic:  	Materials that can be accessed electronically. Since anyone can create information online you need to be <i>extremely careful</i> about using online resources. a. FIRST , go to Launchpad and find information on: **Library/Technology/District databases and websites (These sites have been vetted and paid for just for you. They provide accurate information.) Try Bing , also; Click on Newburgh Schools Select Horizons-on-the-Hudson under the Schools tab Click on Library/Media Center Click on Newburgh Free Library to use multiple databases; and Go to the Online Research and Resources column and use any of the databases and sites listed b. NEXT , if you have not found enough information, and you must go online to “Google”, be sure to stick to URLs (Uniform Resource Locators/internet addresses) that are from reputable sources. These sites are generally safe to use: <ul style="list-style-type: none"> ✓ .gov = Hosted by a U.S. government agency ✓ .edu = U.S. academic organization ✓ .org = Nonprofit organization  c. FINALLY, be careful of the following , (unless recommended by teachers, librarians, or other adults knowledgeable about research): <ul style="list-style-type: none"> ? .com = For-profit business, personal sites ? .net = Hosted by a network ? .ac = Academic organization (outside the United States)
4. Human	Information from a real person. <i>(Eg. Presentation, performance, conference, workshop, class, seminar by, or interview of an “expert” in your topic of inquiry.)</i>

(Adapted by M. Jumpp, SLMS, NY 2014 from Empire State Information Skills Benchmarks)

Now, try using all 4 types of source formats for thorough research.

Deciding on a Presentation

(Final Step to Research)

There are multiple ways to present your findings! Never settle for one method.

Multimedia presentations are recommended.

This means using more than one medium to share your research. Look at all the options below!

Types of Presentations

Circle your choices below.



Brochure/Pamphlet

Comic

Dance

Demonstration

Diorama (3-D Exhibit)

Display (3-sided poster board)

Donations/Start a fund or drive

Experiment

Festival/Fair

Game (Board game or video game)

Guest Expert/Panel of Guests

Map

Model/Replica

Newspaper Report

Painting/Sketch

Photographs

Play/Performance/Skit

Poetry/Spoken Word

Poster/Placard

PPP (PowerPoint Presentation)

Recipe and/or food



Recording (Audio or Video)/Music

Report (Typed/written or oral)

Speech

Storytelling (Traditional, digital)

Survey/Poll (Print or online)



Your own ideas: